



Hand Book on
VAT e-Payment



COMMERCIAL TAXES DEPARTMENT
GOVERNMENT OF KERALA



MESSAGE

The computerization process as part of the modernization plans are progressing at tremendous speed in Commercial Taxes Department. Kerala State introduced e-Filing of monthly returns to all the registered dealers from 1st of January, 2009. Having achieved 100% e-Filing of returns, Government has taken next logical step of introducing e-Payment to its dealers. Just as the State stood first in the country while embarking upon e-Filing, Kerala State will be first again to commence e-Payment facility to all its VAT dealers. I take great pride in dedicating the user friendly Information Technology to people of the State.

Dr.T.M. Thomas Issac
Finance Minister

FOREWORD

Kerala is the first state in India to facilitate e-filing of VAT returns to all dealers having VAT Registration. To move one step further, we now go for e-payment facility to the trading community. They can remit tax through online e-Payment along with the e-return. Data security including payment transaction is ensured through SSL Certification. KVATIS Web Application has been audited and certified by STQC. e-Payment is easy, transparent and simplifies the reconciliation procedures.

I take this opportunity to appreciate all my colleagues who have rendered relentless support to materialise this venture.

P. Mara Pandiyan, IAS
Commissioner
Commercial Taxes Department

Commercial Taxes Department, Government of Kerala has introduced e-filing facility of VAT Returns to all VAT dealers, from January 2009, thereby we have become the first State in India to introduce electronic filing of tax returns. Yet, another milestone, 'e-Payment', will start from September 2009.

The e-Payment facility uses the modern techniques of Computerization to transfer the Monthly Tax amount due, directly from the Account of the Dealer or Dealer Authorized Account to the Government account. This is a simple and transparent facility which ensures online transactions on safe and secure mode.

In-order to facilitate e-Payment, the Commercial Taxes Department has made a tie with State Bank of India and State Bank of Travancore. This facility is achieved through the Integration of websites of The Commercial Taxes Department and the respective Banks. For ensuring security of the website of the Commercial Taxes Department, site auditing has been completed by **STQC**, a Govt. of India agency. Besides this, the **Verisign SSL Certification** ensures the safety of the monetary transactions.

e-Payment will be mandatory for all the TIN dealers from September 2009. The submission of e>Returns would be complete only if the Monthly Tax amount due has been paid through the e-Payment facility.

Dealers' Procedures

For availing the facility of e-Payment, Internet Banking Account is mandatory for all the TIN Registered dealers. The required User id and Password would be issued by the Bank, to those dealers who possess

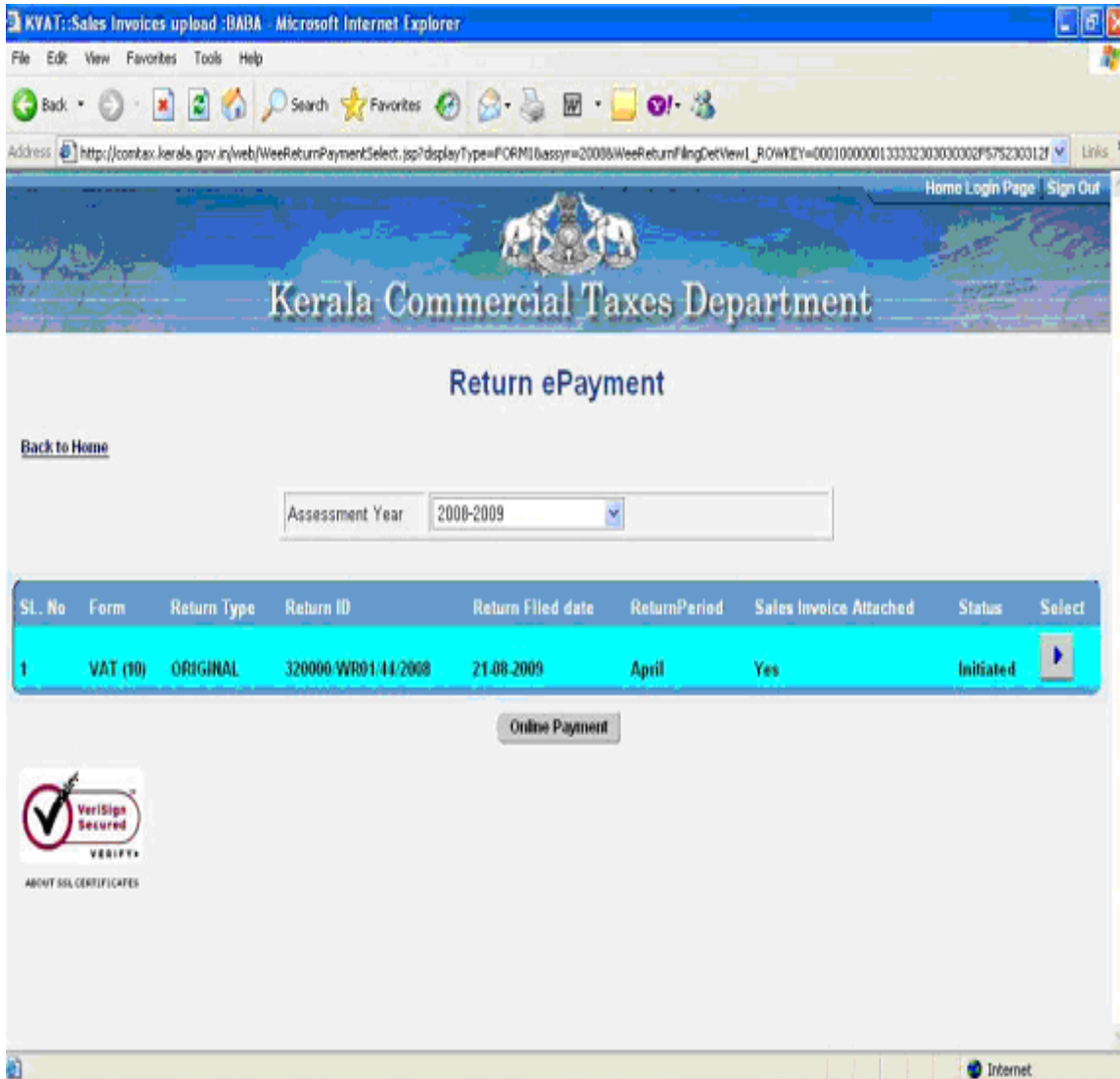
Internet Banking Account. Those dealers who already have an Account with The State Bank of India or The State Bank of Travancore need not open a new Account, in order to avail the facility of e-Payment. The facility to open a Zero Balance account is available with the SBI & SBT. The dealer can approach the nearest branch for opening the account, if not have the same.

e-Payment Procedure

The Registered TIN dealers can login to the website of the Department www.keralataxes.gov.in, using the User id and Password obtained from the Department of Commercial Taxes, and file their e-Return using the **'File Return'** link available in the Home Page, and enter their return details. Sales statement can be uploaded using the **'Upload Sales Invoice'** link, and Purchase statement using the **'Upload Purchase Invoice'** link available in the Home Page.

If the dealer is not liable to pay any tax, he can proceed by clicking on the **'Print Return'** link of Home Page, select the return for the respective month, check the 'I accept' check-box, and click on the 'Submit' button to complete the E-filing process.

If the dealer has the liability to pay tax, before clicking on the **'Print Return'** link of Home Page, he / she will have to click on the **'e-Payment'** link in the Home Page itself. The below screen will appear on click of **'e-Payment'** :



From the above screen, select the month for which the tax amount is to be paid, and click on '**Online Payment**' button. The below screen will appear on click of '**Online Payment**' button:

Kerala Commercial Tax : Return Payment Details -- Web Page Dialog
Thiruvanthapuram

TIN : 32000030403
Name : BABA

Account Description	Account Head	Amount
CST	0040-00-101-99-01	2.00
VAT	0040-00-110-99-01	4.00
INTEREST	0040-00-110-99-05	1.00
PENALTY	0040-00-110-99-06	1.00
Total Amount		8.00

Online Banks

Online Bank Details

State Bank of India

State Bank of Travancore

Declaration

(1) I/We declare that I/We have compared the above particulars with the records and books of my/Our business and the same are truly,correctly and completely stated.

(2) Certified that I/We have duly paid tax under the Kerala Value Added Tax Act,2003 on maximum retail price at the point of First sale in respect of sale of medicines mentioned above . In respect of sales of taxable medicines other than first sales, shown as exempted,I/We have purchased the goods from a dealer who has paid tax on MRP at the point of first sale or from a subsequent seller of such medicines. The actual amount so paid is only recouped on subsequent sales as permitted. Further I/We have compared the above particulars with the records and books of my/our business and the same are true,correct and complete.

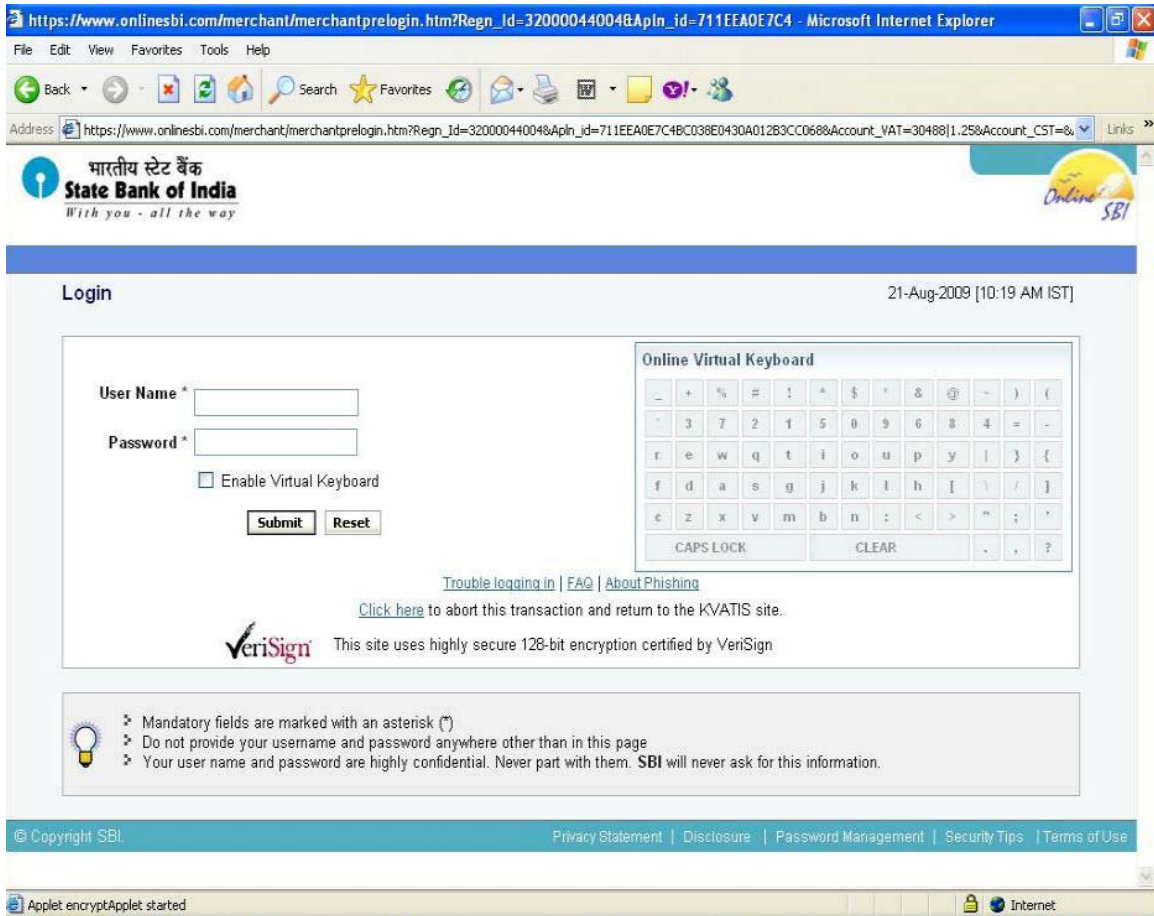
(3) I/We certifies that the net tax due has been paid at te designated bank(Chalan enclosed).

I Accept

Submit

https://comitax.kerala.gov.in/web/dialog/modal_dialog.jsp Internet

In the above screen, the details of various Taxes , their respective Head of Account and the Amount of Tax due would be visible. From this screen, the dealer will have to choose the respective Bank ie., The State Bank of India or The State Bank of Travancore, wherever he possesses an account. The dealer should further check the **‘I Accept’** check-box, and click on the **‘Submit’** button. The below screen will appear on click of **‘Submit’** button :



Here, the dealer can enter his **User Name** and **Password** provided by the bank, and click on the **'Submit'** button to log into his bank account. The below screen appears on click of **'Submit'** button:

Your previous site visit: 24-Aug-2009 13:47 IST

Kerala Govt Cyber Treasury

24-Aug-2009 [13:47 IST] [Help](#)

You can debit any of your transaction accounts to pay Kerala Govt Cyber Treasury.

Select an account and enter Kerala Govt Cyber Treasury payment details

Account No. / Nick name	Account Type	Branch	Balance
<input checked="" type="radio"/> MASULIPATNAM	Savings Account	KONKAN BHAVAN	INR 56.22

Selected Account	MASULIPATNAM
Merchant Reference No	711EEA0E7C4BC038E0430A012B3CD068
Pay Date	2009-08-24 13:47:17.0
TIN	32000044004
CIN	00062400062524062009
HeadAccount for VAT	30488
Amount for VAT	1.25
HeadAccount for CST	0
Amount for CST	0
HeadAccount for Interest	30492
Amount for Interest	2.25
HeadAccount for Penalty	0
Amount for Penalty	0
Total Amount	3.5

[Click here](#) to abort this transaction and return to the Kerala Govt Cyber Treasury site

In the above screen, the details of Account, Balance Amount, and Tax to be remitted would be visible. If the dealer is having more than one type of Account, he/she will have to select the Account from which the payment to be made. Further, click on the **'Confirm'** button. The below screen will appear on click of the **'Confirm'** button:

भारतीय स्टेट बैंक
State Bank of India
With you - all the way

Welcome : SBLC
Logout

Your previous site visit: 24-Aug-2009 13:47 IST

Kerala Govt Cyber Treasury 24-Aug-2009 [13:50 IST] Help

Please find below the last three transactions made by you for Kerala Govt Cyber Treasury.

Reference No.	Account No.	Branch Name	Transaction Date	Amount (INR)	Status
IK01824106	00000030444052610	KONKAN BHAVAN	24-Aug-2009	6.00	Success
IK01823499	00000030444052610	KONKAN BHAVAN	24-Aug-2009	7.00	Success
IK01821694	00000030444052610	KONKAN BHAVAN	23-Aug-2009	7.00	Success

Verify and confirm Kerala Govt Cyber Treasury transaction details

Debit Account Details

Account No.	Description	Branch
00000030444052610	Savings Account	KONKAN BHAVAN

Merchant Reference No 711EEA0E7C4BC038E0430A012B3CD068

Pay Date 2009-08-24 13:50:00.0

TIN 3200044004

CIN 00062400062524082009

HeadAccount for VAT 30488

Amount for VAT 1.25

HeadAccount for CST 0

Amount for CST 0

HeadAccount for Interest 30492

Amount for Interest 2.25

HeadAccount for Penalty 0

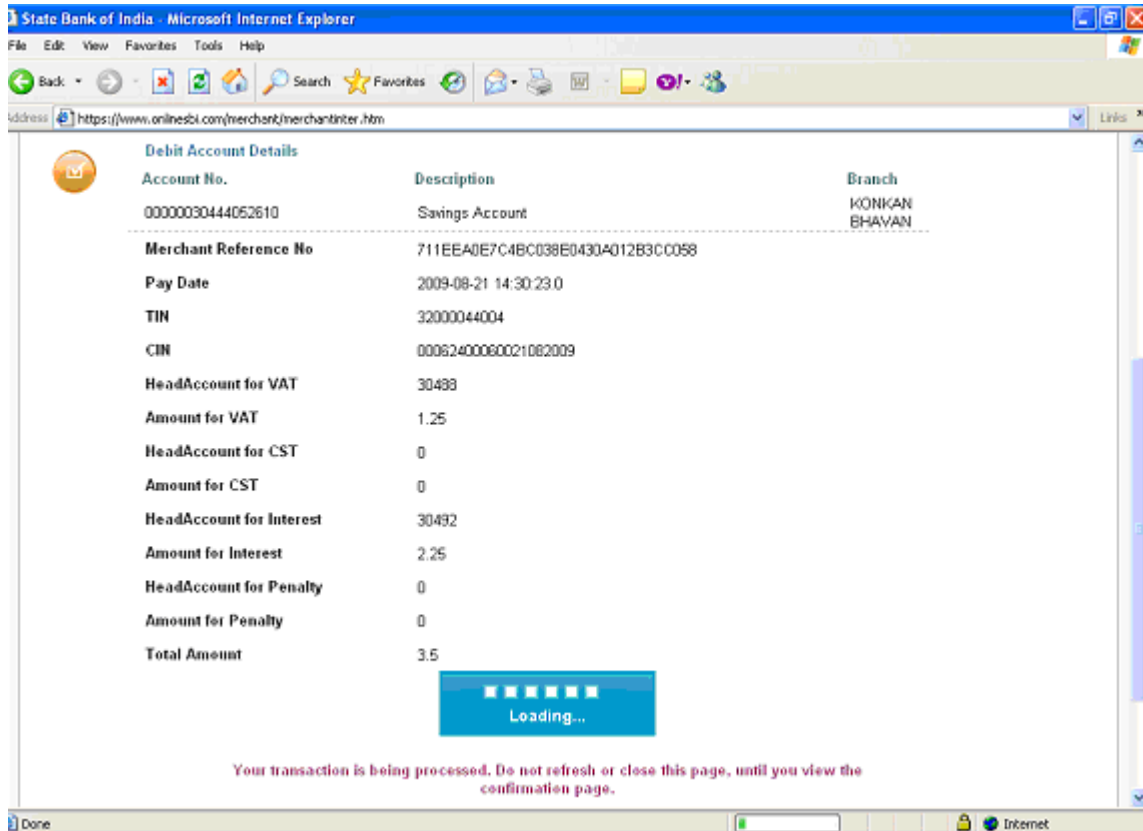
Amount for Penalty 0

Total Amount 3.5

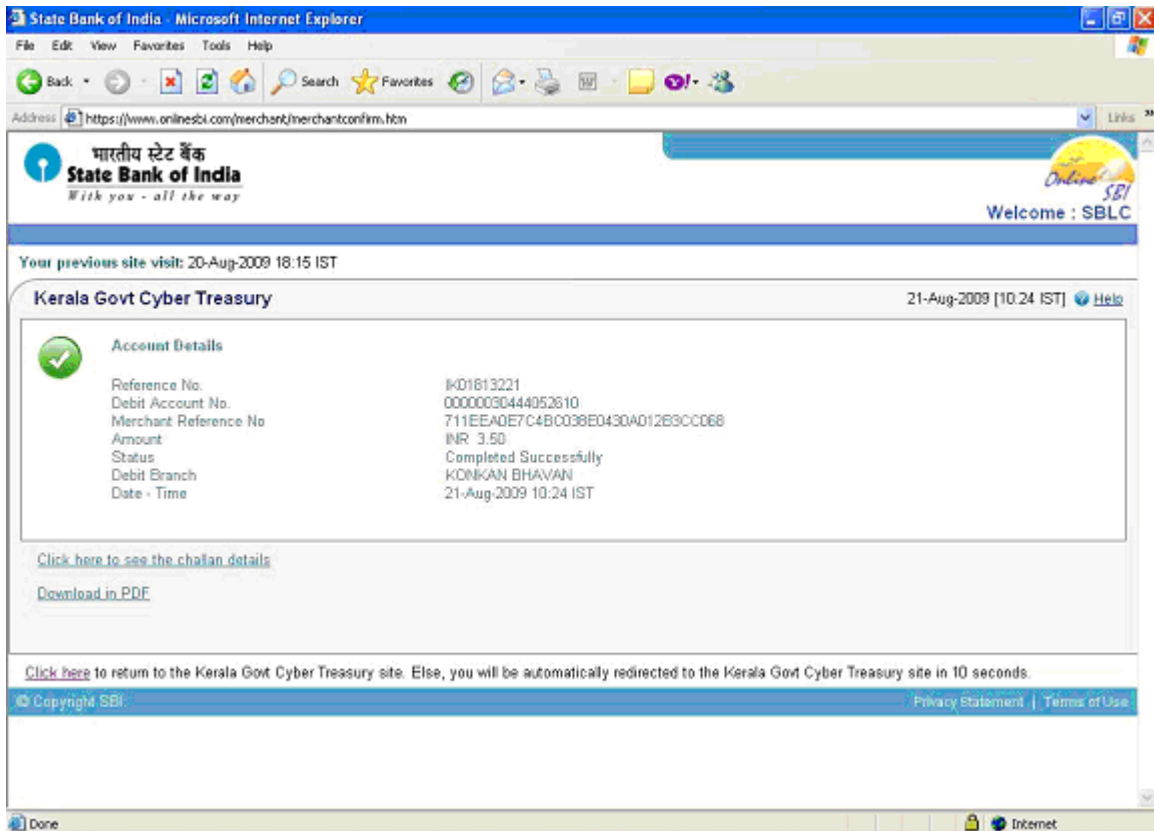
Confirm Back

[Click here](#) to abort this transaction and return to the Kerala Govt Cyber Treasury site

In the above screen, the dealer can verify and confirm the details related to his transaction, and click on the **‘Confirm’** button. Then the below screen will appear:




Simultaneously, the Tax amount due would be deducted from the Dealer's Account and transferred to the Bank account. After successful deduction of amount from the dealer's account, the following screen will automatically appear.



From this screen, the dealer can either take the printout of **‘Tax Payment Counterfoil’** or Download and keep the same in **pdf format**. The format of **“Tax payment counterfoil”** is as shown below:

https://www.onlinesbi.com/merchant/merchantviewchallan.htm?echequeNo=IK01813236@merchantCode=KV Microsoft Internet Explorer

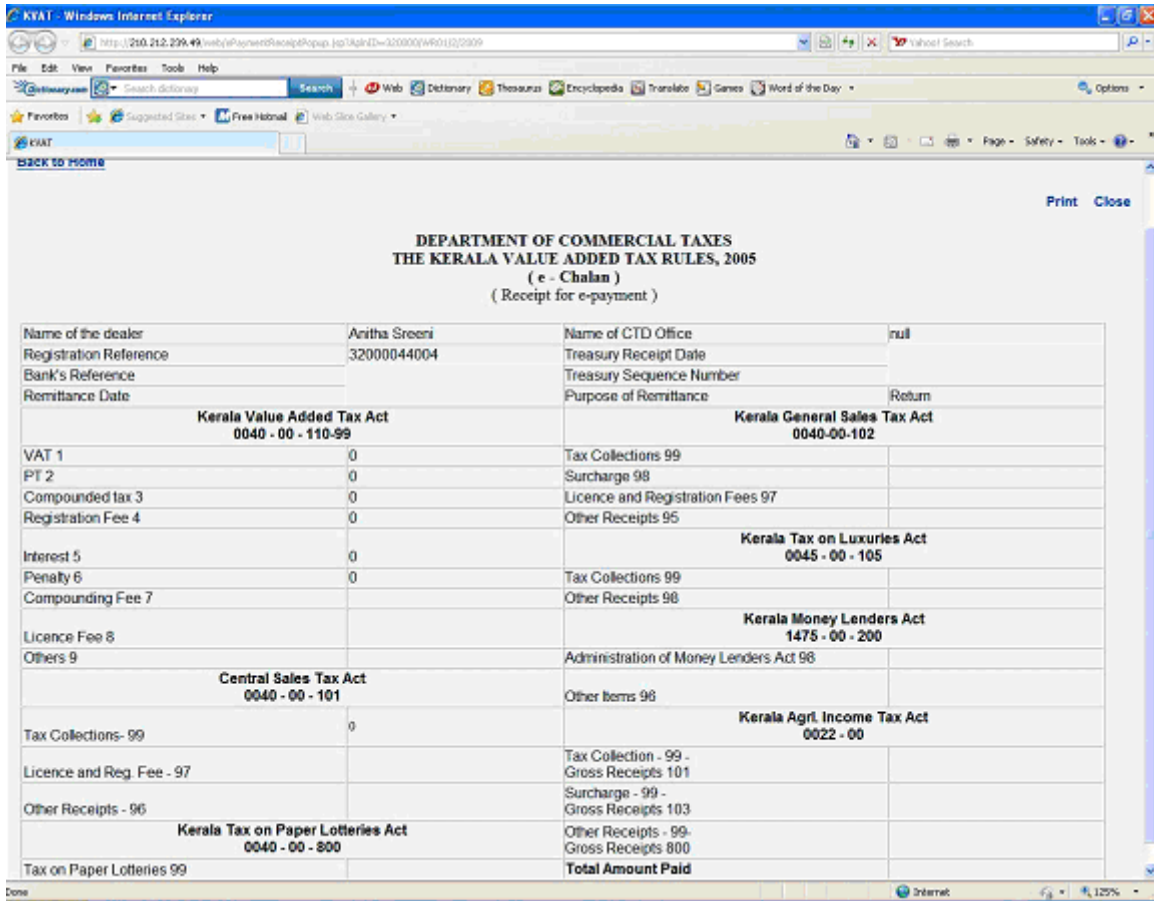

भारतीय स्टेट बैंक
State Bank of India
With you - all the way

Tax Payers Counterfoil	
TIN : 32000044004	Payment Status : Success
Received from	32000044004
Debit Account Number	00000030444052610
Amount	3.50
Amount in Words : Three Rupees Fifty Paise Only	Bank Ref : IK01813236
Head of Accounts : 2009-08-21 10:26:54.0	Return reference No : 711EEA0E7C4BC038ED430A012B30CC069
VAT0040	
EST	
Others	
Date of Payment	21-Aug-2009 10:26:58

Print

Done Internet

With in a time limit of 10 seconds, dealer will be automatically re-directed to the website of The Commercial Taxes Department along with that, **e- Chalan** will be displayed, and the submission of return will be completed automatically. The format of **e- chalan** is as shown below:



The dealer can now take the printouts of Return, Acknowledgement and e-Chalan through the **‘Print Return’** link.

If the printout of e-Chalan is taken soon after the completion of e-Payment process, the dealer will be able to view only the Bank Reference Number. Whereas, the print will contain Treasury Sequence number also, after 3 to 4 days of completion of e-Payment process.

Presumptive Tax and Advance Tax have been temporarily exempted from the e-Payment facility.